



Nitotile Grout / EPW Grout (Grout colour range)

	
Lemon Yellow	Pale Green
	
Oyster White	Fern Green
	
Ivory	Silver Grey
	
Light Ivory	Olive Grey
	
Grey Beige	Stone Grey
	
Beige Red	Cement Grey
	
Light Pink	Light Grey
	
Raspberry Red	Agate Grey
	
Heather Violet	Telegrey 2
	
Signal Blue	Signal Brown
	
Light Blue	Nut Brown
	
Traffic Blue	Chestnut Brown
	
Pastel Blue	Grey White
	
Moss Green	Traffic Black
	
May Green	Papyrus White

- Note:
- Shades provided here are for reference only.
 - Actual colour and texture are dependent on site conditions.
 - Shades may slightly vary from batch to batch.

**BERGER FOSROC
RANGE OF
PRODUCTS
AND
SOLUTIONS**



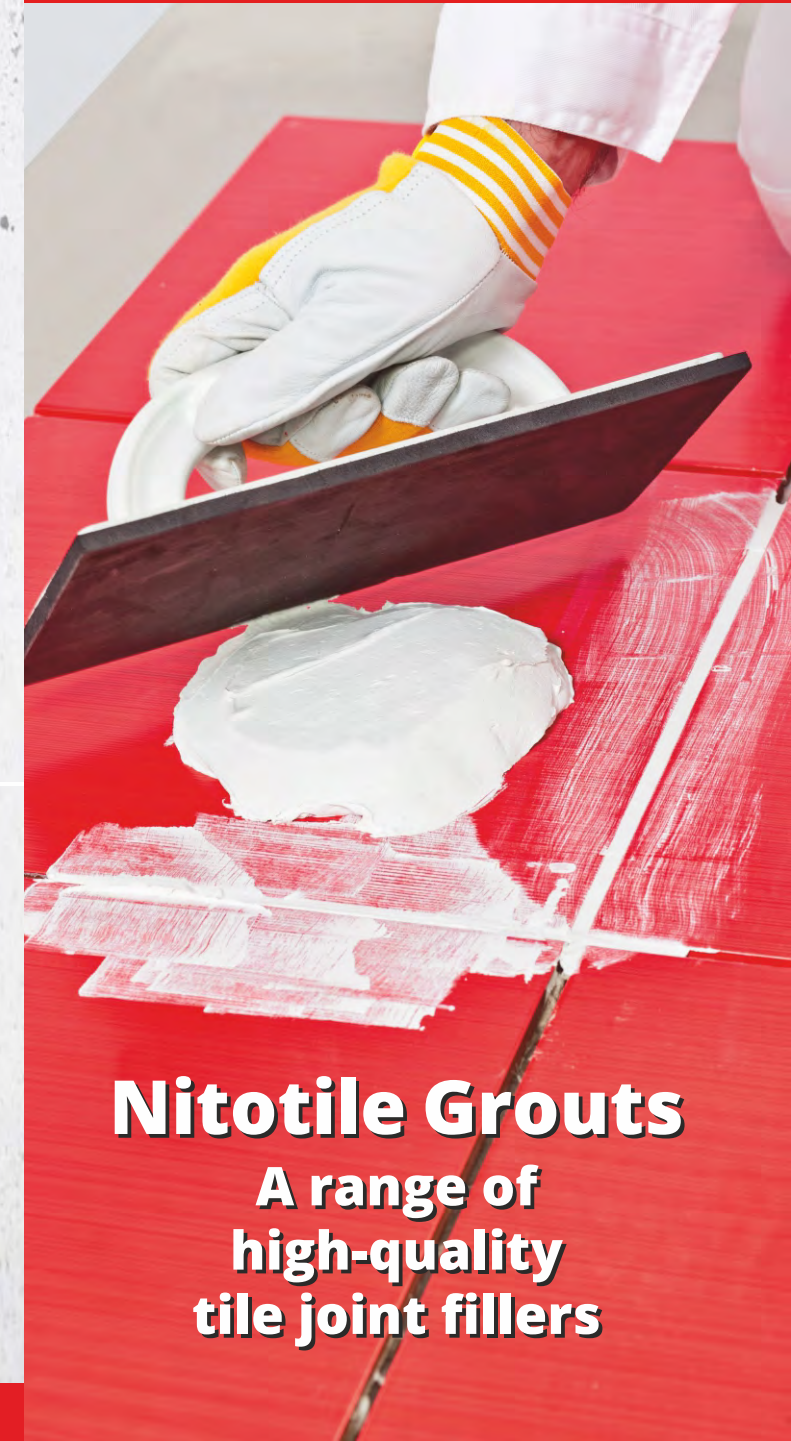

Head Office:

Berger House, House 8, Road 2,
Sector 3, Uttara, Dhaka 1230.

E-mail :enquiry.bangladesh@bergerfosroc.com

Tel.: +88 02 48953665

Website: www.bergerfosroc.com



Nitotile Grouts
A range of
high-quality
tile joint fillers






BFLNGEGD/01.05.2021

Water miscible epoxy resin tile grout

Nitotile EPW Grout



Advantages :

-  Resistant to mild chemicals and acids
-  Non-staining and easily cleaned
-  Solvent free - can be used in confined areas
-  Resists bacterial growth
-  Good resistance to abrasion and impact
-  Available in a range of attractive colours

Areas of application :

- Bathrooms, fountains and swimming pools
- Pharma industry, hospitals and laboratories
- Commercial & residential buildings

Application instructions :

Mixing :

- Transfer the base and hardener components into a suitable container and mix for 30 seconds using margin trowel or slow speed drill mixer.
- The filler component is then added and blended using a slow-speed drill with mixing paddle until a uniform, homogeneous lump free mixture is obtained.

Application :

- The tile joints to be grouted should be cleaned properly.
- Use a hard rubber grout float, compact the grout into the joints
- Strike off excess materials diagonally to the grout lines.
- Plug open-ended joints with the stiffer mix to prevent any slumping of the grout joints from occurring.
- Clean off surplus grout within 30 minutes of application.

Packing :

Available in 1 kg and 5 kg

Cementitious tile joint filler

Nitotile Grout



Advantages :

-  Low cost service life - mold resistant, tropical grade
-  Easy to apply - just add water for a thixotropic, non-slump grout
-  Can be used in submerged conditions
-  Available in a range of attractive colours

Areas of application :

- Kitchens and bathrooms
- Tile claddings
- Swimming pool

Application instructions :

Mixing :

- Measure 300 ml of water for 1 kg of tile grout, add powder to water and mix until uniform lump free paste is produced.

Application :

- The tile joints to be grouted should be cleaned properly.
- Apply Nitotile mixed grout to the spaces between the tiles using spatula or putty blade. Work the mixture into the joints and around the edges. Remove surplus material from the face of the tiles.

Packing :

Available in 1 kg

We offer Reebaklens as tile cleaner

Nitotile EPW Grout

Approximate coverage in SFT per 1 Kg of Nitotile EPW Grout

Tile size	Tile gap					
	2	3	4	5	6	8
100 X 100 X 3	50	33	25	20	17	13
150 X 150 X 4	56	37	28	22	19	14
200 X 150 X 5	51	34	25	20	17	13
200 X 200 X 5	60	40	30	24	20	15
200 X 300 X 6	60	40	30	24	20	15
300 X 300 X 6	74	50	37	30	25	19
400 X 400 X 6	100	66	50	40	33	25
450 X 450 X 7	96	64	48	38	32	24
500 X 500 X 8	93	62	46	37	31	23
600 X 600 X 8	112	74	56	44	37	28

Consider 10 to 15% wastage on the above coverages

Nitotile Grout

Approximate coverage in SFT per 1 Kg of Nitotile Grout

Tile size	Tile gap					
	2	3	4	5	6	8
100 x 100 x 3	47	31	23	19	16	12
150 x 150 x 4	53	35	26	21	18	13
200 x 150 x 5	48	32	24	19	16	12
200 x 200 x 5	56	38	28	22	19	14
200 x 300 x 6	56	38	28	22	19	14
300 x 300 x 6	71	47	35	28	24	18
400 x 400 x 6	94	63	47	38	32	24

Consider 10 to 15% wastage on the above coverages

Product selection chart

Tile Adhesive	Product	Packing	Standard Compliance	Types of Tiling
General purpose tile adhesive	Nitotile GP	20 kg and 40 kg bags	IS 15477 Type I	Ceramic & Clay tile
High performance tile adhesive	Nitotile GPX	20 kg and 40 kg bags	IS 15477 Type II	Ceramic & Vitrified tile
Granite and marble tile adhesive	Nitotile GTA	20 kg and 40 kg bags	IS 15477 Type III	Granite & Marble
Multi-purpose tile adhesive	Nitotile MPA	20 kg and 40 kg bags	IS 15477 Type IV	Tile on Tile

Cementitious Tile Joint Grout	Product	Packing
Cementitious Tile Joint Grout for internal, external, wet areas and submerged application	Nitotile Grout	1 kg

Epoxy-based Tile Joint Grout	Product	Packing
Epoxy tile joint grout for wet areas like bathroom, kitchen, swimming pools, chemical resistance areas, high traffic areas, dairies, workshops, garages, commercial malls	Nitotile EPW Grout	1 kg and 5 kg