

**BERGER FOSROC**  
RANGE OF  
PRODUCTS  
AND  
SOLUTIONS



Concrete Admixtures



Surface Treatments



Grouts & Anchors



Concrete Repairs



Industrial Floorings



Protective Coatings



Joint Sealants



Waterproofing



Adhesives



Cement Grinding Aids

**Head Office:**

Berger House, House 8, Road 2,  
Sector 3, Uttara, Dhaka 1230.

E-mail : [enquiry.bangladesh@bergerfosroc.com](mailto:enquiry.bangladesh@bergerfosroc.com)

Tel.: +88 02 48953665

Website: [www.bergerfosroc.com](http://www.bergerfosroc.com)

BF LNCM/BGD/01.05.2021

# IS YOUR WATER TANK WATERPROOFED ?



Food grade certified



Approved for  
use in contact with  
potable water

Food grade waterproof coating  
**Nitocote CM210**




## Food grade waterproof coating


# Nitocote CM210


### DESCRIPTION


Two component acrylic polymer modified, food grade certified, elastomeric cementitious waterproof coating.


### ADVANTAGES

 Approved for use in contact with potable water


 Excellent crack bridging ability


 Excellent bond to concrete and masonry

 Non tainting

 Withstands high hydrostatic pressure

### APPLICATIONS

 Potable water tanks

 Swimming pools

### COVERAGE

- 0.5 m<sup>2</sup> / kg at 1 mm thickness. Minimum two coats are recommended for effective performance

### SHELF LIFE

- 6 months from the date of manufacture

### PACKAGING

#### Nitocote CM210 5 Kg

Liquid 1.08 kg

Powder(Grey or White) 3.92 kg

#### Nitocote CM210 15 kg

Liquid 3.25 kg

Powder(Grey or White) 11.75 kg

## APPLICATION INSTRUCTIONS

### 1 SURFACE PREPARATION



Clean the surface using wire brush and remove all the dust and loose particles

### 2 REPAIR THE SURFACE



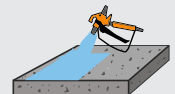
Repair the surface defects using Renderoc range of repair mortars

### 3 MIXING



Mix the liquid and powder components using a paddle mixer for 2 to 4 minutes

### 4 PRE-DAMPING



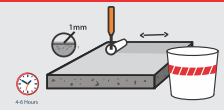
Pre-dampen the surface with water to achieve SSD condition.

### 5 APPLICATION OF 1<sup>ST</sup> COAT



Apply the mixed material on the prepared substrate

### 6 APPLICATION OF 2<sup>ND</sup> COAT



After 4 to 6 hours, apply second coat in perpendicular to first coat

Note: No plastering is recommended for water tank.

## STANDARD COMPLIANCE

- Nitocote CM210 meets the requirements of BS 6920, WRAS approved for use in contact with potable water.
- DIN 1048 : Water Penetration Test.
- Fire Tested to BS476 : 1987 Parts 6 and 7.